



bag fan

cap lad



can mat

cat ham



--	--	--



--	--	--



--	--	--

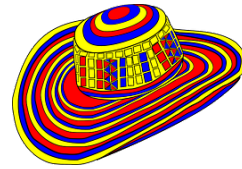


--	--	--


map pad
jam man



--	--	--



--	--	--



--	--	--



--	--	--

Dad hat
pan ram



--	--	--



--	--	--



--	--	--



--	--	--

van tap

bat fat



--	--	--



--	--	--



--	--	--



--	--	--

rat tag

hag sad

Read and Write CVC Words (Medial vowel “a”)

(Use with black dry wipe pens)

Ideas for Activities: -

Instructions are adaptable for teachers/parents/carers and activities can be used with 1 child, a group or a class.

1. Lay out as an independent activity for children to do. Children could place their name card on completed board for teacher to check later.
 2. As an extension activity adult could cover the words at bottom with card and children could try to spell the words independently.
 3. Play as a game using a dice marked stop and go. In turns children could roll dice and if go is rolled children should read words at base of board and select the correct one to write beside matching picture.
Winner is first to complete board.
-

READ AND WRITE
CVC WORDS
(Medial Vowel “a”)

IDEAS FOR ACTIVITIES

1

PLEASE USE WITH
BLACK DRY WIPE
PENS

2

Lay out as an independent activity for children to do. Children could place their name card on completed board for teacher to check later.

3

As an extension activity adult could cover the words at bottom with card and children could try to spell the words independently.

4

Play as a game using a dice marked stop and go. In turns children should read words at base of board and select the correct one to write beside matching picture. If go is rolled the player can play if stop is rolled play passes to person on left.



4 cont'd

Winner is the first person to complete their board then everyone should complete their boards to finish activity.